

## How to change your address on your online account

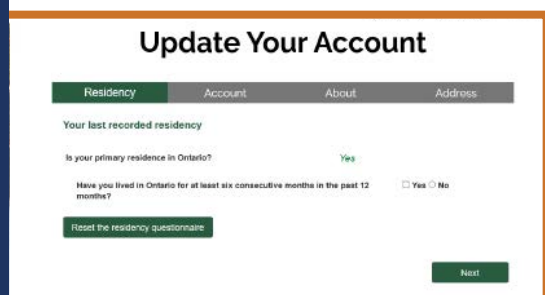
Skip the line and wait times and do it online! You are required to change your address within 10 days of moving. You can update your personal information on your online account by following these simple steps.

Once you have updated your address, be sure to print or save an updated Licence Summary.



### Step 1

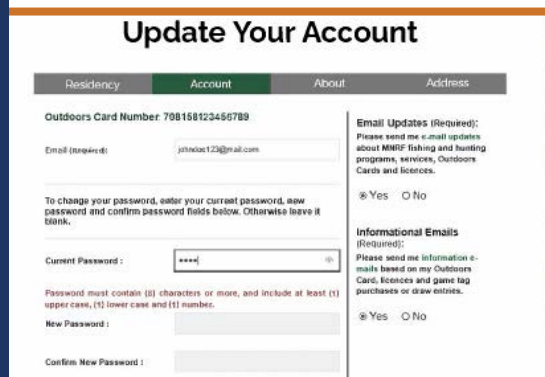
Visit [www.huntandfishontario.com](http://www.huntandfishontario.com) and select "My Account" button to login. If you haven't already set up your online account, please reference the [How to Create an Online Account](#) tip sheet.



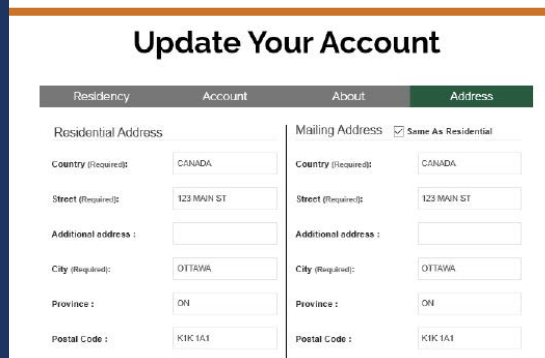
### Step 2

Update your account by moving through the four tabs, **Residency**, **Account**, **About** and **Address**.

**Residency** - answer the questions to determine your current residency, then select "Next." You can reset the questions by selecting "Reset the residency questionnaire."



**Account** - Update your email address and password. Remember, your email address must be unique and not already used by another person in the licensing service. On the right side of the screen, select "Yes" or "No" to receive fish and wildlife updates and informational emails, then select "Next."



**About** - Update your personal information including preferred language, height, eye colour, gender and telephone number, then select "Next."

**Address** - Update your residential and mailing address. Check the **Certification Box** before selecting "Finish" to save the changes.

If you need to change your name or date of birth, documentation may be required. Please call the Natural Resources Information and Support Centre or visit a participating ServiceOntario location.



For help call the Natural Resources Information and Support Centre (NRISC) at 1-800-387-7011. Learn more in the [Fishing](#) and [Hunting](#) Regulations Summaries