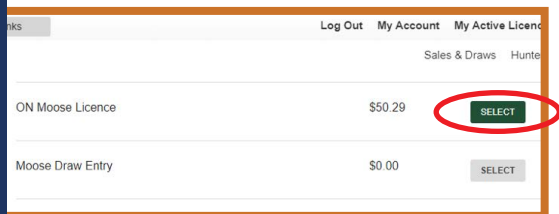


How to purchase a moose licence and enter the moose draw from your online account

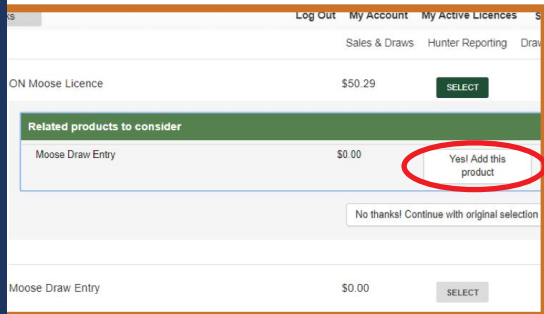
Skip the line, do it online! The moose draw opens April 15, 2020 and closes June 1, 2020.

Visit www.huntandfishontario.com, select "Buy Licence and Enter Draws," then login to begin your purchase.



Step 1

Once logged into your account, select "Hunting," then "select" Moose Licence prior to entering the draw. Next, you will be prompted to enter the moose draw. Select "Yes! Add this product." If you select "No, thanks! Continue with original selection," only the moose licence will be added to the shopping cart and you may return anytime to enter the draw before the deadline.

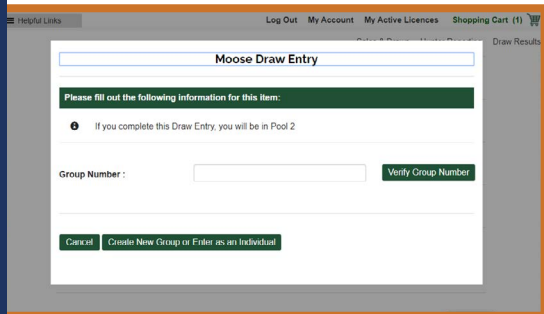


Step 2

There are two options when entering the moose draw.

If you are creating a new group or entering as an individual, select "Create New Group or Enter as an Individual." Go to step 3a on page 2.

If you are joining an existing group, enter the group number (the group number is listed on your group leader's sales receipt) and select "Verify Group Number." Go to step 3b on page 2.



Moose Draw Entry

Please fill out the following information for this item:

If you complete this Draw Entry, you will be in Pool 2

Confirm and Add to Cart

Hunt Choice 1

Hunt Code (Required): **Clear**

WMU:

Animal Type:

Firearm Type:

Hunt Choice 2

Hunt Code: **Clear**

WMU:

Animal Type:

Firearm Type:

Cancel **Confirm and Add to Cart**

Step 3a

Choose your preferred hunt choice from the drop-down menu **"Hunt Choice 1"** (second hunt choice is optional). Select **"Confirm and Add to Cart,"** then **"Checkout."** You will be directed to the next screen, to complete the transaction.

If you do not want to draw a tag this year, you can apply to 99Z.

Make Your Payment

Please review your items.

Shopping Cart	Client Information
<p>ON Moose License: \$50.29</p> <p>Moose Draw Entry: \$0.00</p> <p>Group Leader/Individual Draw Entry: \$0.00</p> <p>Hunt Choice 1: Hunt Code: 504, WMU: 01D, Animal: Bull, Firearm: Every Firearm</p> <p>Hunt Choice 2: Hunt Code: 503, WMU: 01C, Animal: Cow, Firearm: Every Firearm</p> <p>Service Fees: \$0.00</p> <p>Subtotal: \$50.29</p> <p>TAX: \$6.54</p> <p>Total: \$56.83</p> <p>Continue Shopping</p>	<p>NAME: JIM HENRY</p> <p>Customer Card Number: 1234567890</p> <p>Phone Number: 123-456-7890</p> <p>State of Birth: ONTARIO</p> <p>Mailing Address: 123 Main St</p> <p>City: MARKHAM</p> <p>Province: ON</p> <p>Postal Code: L3R 9V7</p> <p>Residency Type: Ontario Resident</p> <p>Email: jim.henry@ontario.ca</p> <p>Update</p> <p>Cards Accepted:</p> <p>VISA VISA MasterCard DEBIT</p>

Billing Address

Name as Client Mailing Address

First Name: Middle Initial:

Last Name:

Country (required):

Address (required):

City (required):

Province:

Postal Code:

Card Information

Card # (required):

CCV (required):

Expiration Date (required):

Complete Transaction

Step 3b

Once the group number has been verified, the hunt choice(s) already chosen by the group leader will be displayed. You must select **"Confirm and Add to Cart,"** then **"Checkout"** to ensure your draw entry has been added to the shopping cart before you complete your transaction.

Step 4

Confirm your hunt choices are correct and enter your credit card information. Next, select the **"check box"** to certify your information is true, and then select **"Complete Transaction."**

Once your transaction is complete, your sales receipt will automatically be sent to the email address on file. Please review and save your sales receipt listing your hunt choices and group number.

Sales Receipt

You can now print your products.

IMPORTANT INFORMATION FOR CLIENTS PRINTING TAGS AT HOME:
Do not click "Print Product(s)" until you are ready to print. It is recommended that you print one product at a time. You must be prepared to physically print your tag on your printer as soon as you click "Print Product(s)".

If you are printing now, a pdf will appear in a separate browser screen or tab after you select "Print Product(s)". You will need to follow the steps required by your browser (shown with the pdf below) to print to your printer.

If it is illegal to email or be in possession of a modified, copied or reprinted tag. It is illegal to apply for, purchase or possess more than one license or tag, unless explicitly permitted in a separate deer tag, moose/har tag.

Items Purchased	Printing Instructions
<p>ON Moose License: \$50.29</p> <p>Moose Draw Entry: \$0.00</p> <p>Group Number: 307681</p> <p>Group Leader/Individual Draw Entry: \$0.00</p> <p>Hunter Number: 1</p> <p>Pool: 2</p> <p>Hunt Choice 1: Hunt Code: 504, WMU: 01D, Animal: Bull, Firearm: Every Firearm</p> <p>Hunt Choice 2: Hunt Code: 503, WMU: 01C, Animal: Cow, Firearm: Every Firearm</p>	<p>When you click on the "Print Product(s)" button, a page opens where you can view and print your purchase details, permits or products.</p> <p>It is recommended that you check your printer to make sure it is fully operational and has paper loaded in it before you print your license/permit/endorsement. You will only have one opportunity to print your license tag.</p> <p>Print Product(s)</p> <p>Save Product(s)</p>

Draw results will be available beginning August 1, 2020. You can view your results by logging into your online account or by calling the automated phone line 1-800-288-1155. Your tag will be available to print starting August 18, 2020.

For help call the Natural Resources Information and Support Centre (NRISC) at 1-800-387-7011
Learn more by visiting ontario.ca/huntingregulations

