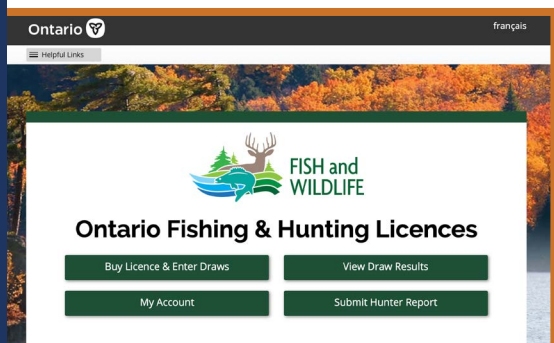


How to setup an online account

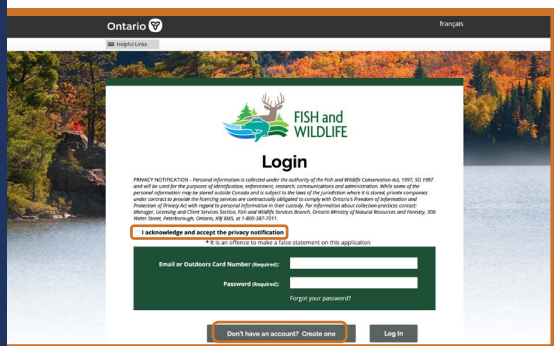
To purchase a licence, enter a big game draw, view your draw results, submit hunter reports and change your address from home or your smartphone you must create an online account.



Step 1

Visit www.huntandfishontario.com

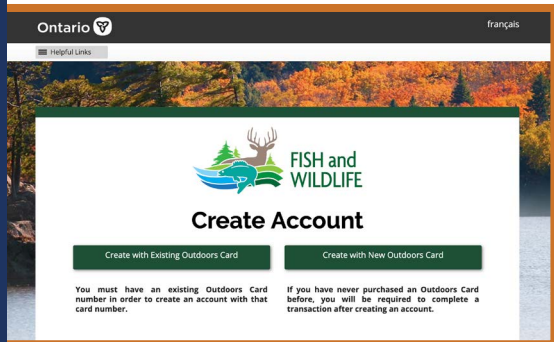
Select one of the four green buttons to begin. Each button takes you to the Login page.



Step 2

You must accept the privacy notification before you begin.

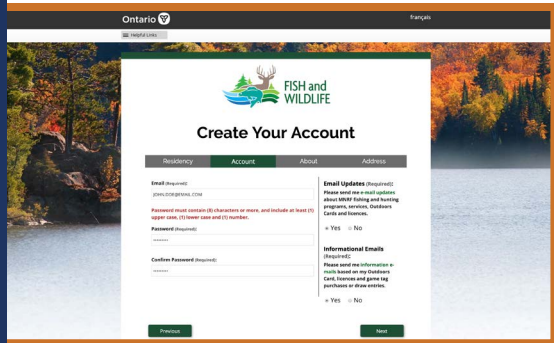
Select 'Don't have an account? Create one.'



Step 3

Select "Create with an Existing Outdoors Card" or if you have don't have an Outdoors Card, select "Create with New Outdoors Card."

*If you do not know your postal/zip code that is on file from the last time you purchased a licence or your Outdoors Card number, please call the NRISC at the number below.



Step 4

Complete the required information. You will be asked to provide a valid email address.

*Each person must have their own unique email address.



For help call the Natural Resources Information Support Centre (NRISC) at 1-800-387-7011
Learn more in the [Fishing](#) and [Hunting](#) Regulations Summaries