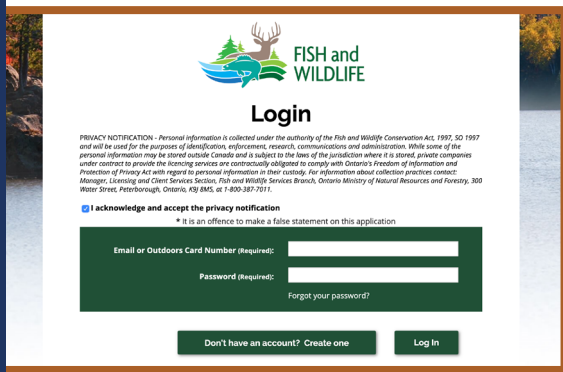


How to print a licence summary and tag from your online account

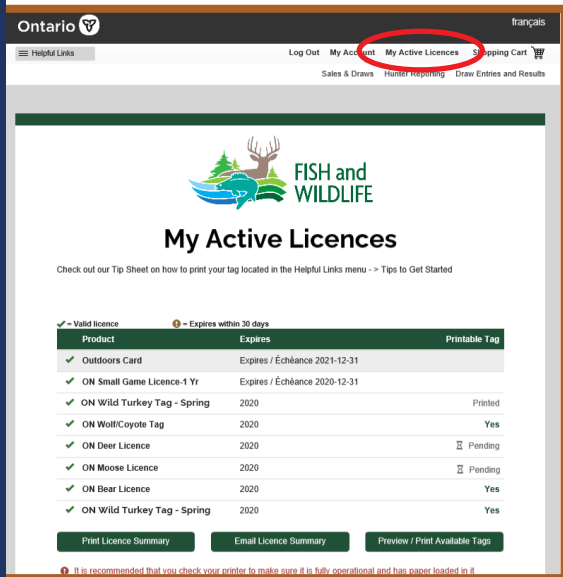
Having an online account allows you to view your active licences, print/email your licence summary at any time and print your tags when they become available. Follow the instructions to learn more about your active licences page and printing your licence documents yourself.

Visit www.huntandfishontario.com and login to your online account.

If you haven't already set up your online account, please reference our [Create an Online Account tip sheet](#).



Once logged in, select **"My Active Licences"**, located at the top of the page. This page displays a list of your valid licences, their expiry dates and the status of an accompanying tag.



Printing and Emailing your Licence Summary

The **"Print Licence Summary"** button will generate your Licence Summary for printing.

The **"Email Licence Summary"** button emails your Licence Summary to the email address on file. You can print or email your licence summary at anytime free of charge.

Preview/Print my Tag

The **"Printable Tag"** column can include the following indicators:

"Yes" (tag is available to print)

"Pending" (the purchased tag is not yet available to print)

"Printed" (tag was printed)

Select the **"Preview/Print Available Tags"** button to display a list of your tags available for previewing or printing.





You can deselect the checkbox of any tag(s) you do not wish to preview or print. Select the **"Preview"** button to view your tag(s). The **"tag preview"** is not valid for use if printed.

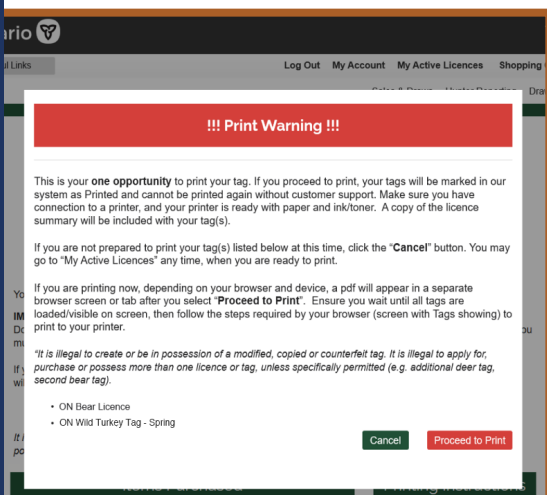
When you are ready to print, be sure your printer is connected, fully operational with paper loaded, and ready to print single sided. You only have ONE opportunity to print your tag(s) from your online account.

Selecting the **"Print"** button will open the **PRINT WARNING** screen. Be sure to read the warning and wait for the tag(s) to load. The tag(s) you have selected to print will be listed at the bottom of the print warning screen.

Selecting the red **"Proceed to Print"** button counts as your first-time print. If you are not ready to print, select **"Cancel"**.

The game tag(s) and licence summary will display as a PDF and will open in a separate tab/window. Follow the steps required by your browser to print. It is illegal to alter, modify or copy a tag (except as required for notching the tag).

You can only select the **"Proceed to Print"** button once. You may also visit a licence issuer or participating ServiceOntario to print your tag(s) or help you if your tag(s) fails to print. You can also call the Natural Resources Information and Support Centre (NRISC) at 1-800-387-7011 for assistance.



For help call the Natural Resources Information and Support Centre (NRISC) at 1-800-387-7011
Learn more by visiting ontario.ca/huntingregulations